

SONY.

Hi-Fi Products
Service Bulletin

Sony Service Company - Technical Services
A Division of Sony Corporation of America
Sony Drive, Park Ridge, New Jersey 07656

Model: CDP-C20/C30/C40/C50/C50M/C7ESD

No. 80

Subject: CD Carousel Misoperation

Date: July 25, 1989

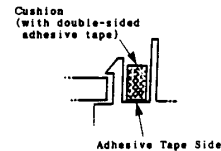
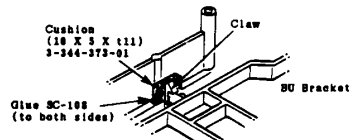
Symptom: Disc table does not open.
(63)

CAUSE:

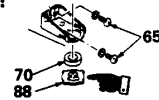
1. The fulcrum of the BU bracket is out of place.
(Supporting claw for BU bracket bends and does not hold fulcrum.)
2. The chucking pulley is broken.
3. The disc table (B) has run over the rotating stopper boss of the BU bracket.
4. The rotating stopper boss has broken during transportation, allowing the disc table to shift out of position. If the unit is turned ON in this condition, the BU bracket will come up through the hole in the disc table (B).

NOTE: Solutions 1 and 3 should be performed regardless of the problem.

Solution: 1. In the case of the fulcrum being out of place, install a rubber cushion behind the supporting claw to prevent it from bending. This will ensure that the fulcrum is held firmly in place.



2. If the chucking pulley is broken, replace it with the new type of chucking pulley listed below:



3. In the case where the disc table (B) runs over the

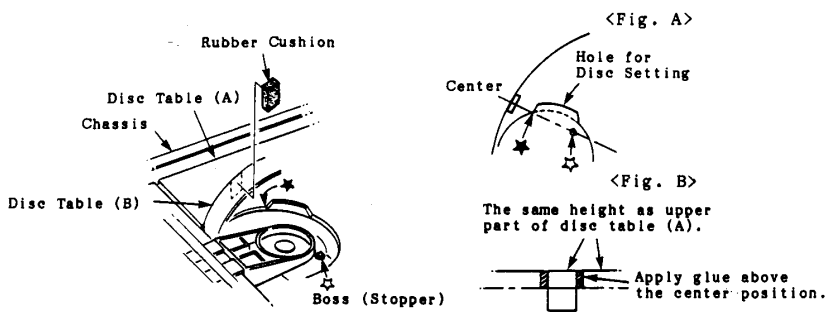
(Continued)

Reference: T/N AU89023

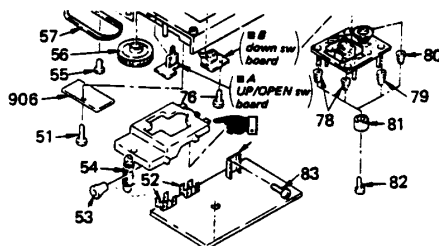
PRINTED IN U.S.A.
CSA-13789-4

Compact Disc
CSA-13

rotating stopper boss, install a rubber cushion to the rear part of disc table (A) in order to prevent disc table (B) from shifting.



4. If the rotating stopper boss is broken, install the new BU bracket listed below, which has a metallic boss.



New Parts	
Description	Part Number
Cushion, rubber (for BU base)	3-344-373-01
Cushion, rubber (for disc table A)	4-930-573-01
Pulley, chucking	4-921-022-02
BU Bracket	4-924-445-05